



Quality Classroom Furniture



Quality Individual, Interlocking or Collapsible Desks for



Introduction

With over 35 years of experience, WJF have an enviable wealth of knowledge in the Educational Furniture sector. This expertise has evolved to embrace all facets of the learning environment, including a specialised service in the provision of a fully comprehensive range of classroom, library & ICT furniture. You can therefore be entirely confident that WJF can provide the exact solution for all your requirements from individual items to design led room by room concepts.

Ipswich School, Suffolk

Manufacture and installation of a complete Junior school including:

- 8 classrooms.
- Art, Science & Technology Rooms
- Reception and reception areas
- Staff rooms & teacher support rooms.
- Specialised lockers to store pupils' bags, trays & books



BS EN 1729 Classroom Furniture Recommended Seat & Table Heights

Age Guide	Table Height	Seat Height
3 – 4 years	460mm	260mm
4 – 6 years	530mm	310mm
6 – 8 years	590mm	350mm
8 – 11 years	640mm	380mm
11 – 14 years	710mm	430mm
14+	760mm	460mm
Tall Students / Adults	820mm	510mm

The new standard for classroom furniture in all UK schools.

There is now a new standard specifically for tables, desks and chairs for use in UK schools: BS EN 1729. The standard is split into two parts: Size and shape of products and Strength and stability. Any product must pass both parts to fully comply with BS EN 1729. Wherever possible, all WJF products conform to this standard as indicated throughout this catalogue.



MT601 CLASSROOM TABLE
600mm (W) x 600mm (D) x to suit BS EN 1729 (H)



MT603 CLASSROOM TABLE
1200mm (W) x 600mm (D) x to suit BS EN 1729 (H)



BT204 SINGLE FORM CANTILEVER TABLE
600mm (W) x 600mm (D) x 710/760mm (H)



BT205 DOUBLE FORM CANTILEVER TABLE
1200mm (W) x 600mm (D) x 710/760mm (H)



MT605 CRUSH LEG EXAM DESKS
610mm (W) x 460mm (D) x to suit BS EN 1729 (H)



MT607 FOLDING EXAM DESK
600mm (W) x 600mm (D) x 730mm (H)



MD245 WOODEN SINGLE DESK
665mm (W) x 460mm (D) x to suit BS EN 1729 (H)



MD246 WOODEN DOUBLE DESK
1180mm (W) x 460mm (D) x to suit BS EN 1729 (H)



MD254 WOODEN STEPWELL DESK
665mm (W) x 460mm (D) x to suit BS EN 1729 (H)



MD203 WITLEY DESK
1190mm (W) x 590mm (D) x 730mm (H)



MD273 WITLEY DESK WITH END PANELS
1190mm (W) x 590mm (D) x 730mm (H)



MD274 DORM DESK WITH FULL DOOR HIDDEN DRAWER
1190mm (W) x 590mm (D) x 730mm (H)



MD275 RECEPTION DESK WITH PEDESTALS
1800mm (W) x 1700mm (D) x 730mm (H)



MT635 PANEL END DESK
1600mm (W) x 800mm (D) x 730mm (H)



MS557 OFFICE DESK PEDESTAL
500mm (W) x 500mm (D) x 700mm (H)

Quality Accessible Storage Furniture, Perfect for Individuals



MT620 CONFERENCE TABLE
1500mm (W) x 750mm (D) x 730mm (H)



**MT622 CONFERENCE TABLE
HALF CIRCLE**
1500mm (W) x 750mm (D) x 730mm (H)



MD266 STUDY CARRELL
800mm (W) x 590mm (D) x 730mm (H)



MT632 CONFERENCE TABLE
1200mm (W) x 1200mm (D) x 730mm (H)



MT633 CIRCULAR TABLE
1200mm (W) x 1200mm (D) x 730mm (H)



MT634 BOARDROOM TABLE
2400mm (W) x 1200mm (D) x 730mm (H)

Wellington College, Royal Berkshire - Harkness Table

New design developed with the College at the request of Master, Dr. Anthony Seldon.

- Original concept designed in the USA

- Available with or without writing tablets
- Oval shaped tables for improved interaction in teaching methods.



Rye St. Antony, Oxford

Long established WJF customer:

- 6th Form Centre & Coffee Shop Area
- Teaching and Study Area provision
- Modern soft furnishings in common room areas
- Co-ordinated plum and beech colour scheme throughout.
- Special eaves detailing on storage cupboards



Wells Cathedral School, Somerset

New Classroom block

- Modern brightly coloured soft furniture, Easy to clean
- Complimenting vibrant wall colourings.
- Worked with main contractor – ISG Pearce
- Project managed by Faithful & Gould
- Architects NVB of Frome
- Different locker sizes to accommodate school bags to hockey sticks etc.
- Extensive tables and seating



MS524 BEECH STATIONERY CUPBOARD
800mm (W) x 550mm (D) x 730mm (H)




MS523 BEECH STATIONERY CUPBOARD
800mm (W) x 550mm (D) x 1000mm (H)



MS521 TALL STATIONERY CUPBOARD
800mm (W) x 550mm (D) x 2000mm (H)



MS522 TALL STATIONERY/BOOKCASE UNIT
800mm (W) x 550mm (D) x 2000mm (H)



Quality Secure Storage for Classrooms, Changing Rooms



MS501 MINI BOOKSHELF
600mm (W) x 190mm (D) x 900mm (H)



MS525 BEECH ADJUSTABLE SHELVING
800mm (W) x 290mm (D) x 1000mm (H)



MS526 BEECH ADJUSTABLE SHELVING
800mm (W) x 290mm (D) x 730mm (H)



MS560 ADJUSTABLE SHELVING UNIT
800mm (W) x 290mm (D) x 2000mm (H)



MS562 ADJUSTABLE SHELVING UNIT
600mm (W) x 290mm (D) x 2000mm (H)




MS565 DISPLAY SHELVING UNIT
800mm (W) x 290mm (D) x 2000mm (H)

Royal Ballet School, Richmond Park

Existing dining area converted to a new library area.

- Surveyed & manufactured to customer's requirements.
- Sympathetic design for listed building
- Areas for collective study and teaching
- Quiet areas for private reading
- Lockable glass fronted storage for historical archive.



The Croft School, Stratford

Major school refurbishment including:

- New teaching block
- Classrooms
- CDT Room
- ICT Room
- Pinboards
- Pigeonholes
- Hexagonal Art Tables
- Exterior Storage



Light Hall School, Solihull

Manufactured and installed 780 lockers within 5 week deadline

- Architect's specifications – aluminium effect doors to main corridors of this light & airy building.
- Worked as part of the sub contract team for Morgan Sindall
- Complimenting modern environment and colour ways.



St. Lawrence College, Ramsgate

Major new build of middle school facilities:

- Pale blue doors with red detailing
- Part of extensive programme of works by WJF



MS581 HALF HEIGHT SINGLE DOOR LOCKER

400mm (W) x 400mm (D) x 950mm (H)



MS577 SINGLE DOOR KIT LOCKER

400mm (W) x 400mm (D) x 2000mm (H)



MS579 THREE DOOR KIT LOCKER

400mm (W) x 400mm (D) x 2000mm (H)



MS507 SINGLE DOOR WOODEN LOCKER

300mm (W) x 469mm (D) x 1830mm (H)



MS509 THREE DOOR WOODEN LOCKER

300mm (W) x 469mm (D) x 1830mm (H)



MS582 HALF HEIGHT TWO DOOR LOCKER

400mm (W) x 400mm (D) x 950mm (H)



MS578 TWO DOOR KIT LOCKER

400mm (W) x 400mm (D) x 2000mm (H)



MS580 FOUR DOOR KIT LOCKER

400mm (W) x 400mm (D) x 2000mm (H)



MS508 TWO DOOR WOODEN LOCKER

300mm (W) x 469mm (D) x 1830mm (H)



MS510 FOUR DOOR WOODEN LOCKER

300mm (W) x 469mm (D) x 1830mm (H)

A Range of Quality Miscellaneous Furniture Products to

Solihull School, Solihull

Music School new build

- Provided furniture for classroom and performance areas
- Worked closely with architects, Malcolm Payne Group and School
- Stylish but practical furniture
- Designer led street furniture for public areas.
- Special keyboard desks
- Staff room
- Studios
- Bookcases
- Meeting tables
- Wall units
- Pinboards.



Old Swinford Hospital School, Stourbridge



Fully furnished new Teaching Block including:

- Classrooms
- Offices
- Large art room
- ICT Suite
- Dining Facility
- Common room with leather sofas.

Moulsford Preparatory School, Oxon

Offices & ICT Suites including:

- Stylish hexagonal workstations
- Integral hardware storage
- Desks, storage cupboards
- Open storage



MS527 39 PIGEONHOLE/POST UNITS
800mm (W) x 350mm (D) x 1270mm (H)



MS528 30 PIGEONHOLE/POST UNITS
800mm (W) x 350mm (D) x 1000mm (H)



MS529 21 PIGEONHOLE/POST UNITS
800mm (W) x 350mm (D) x 730mm (H)

Fulfill all Additional Requirements



MS517 TWO COMPARTMENT OPEN BAG STORAGE
450mm (W) x 500mm (D) x 900mm (H)



MS518 FOUR COMPARTMENT OPEN BAG STORAGE
900mm (W) x 500mm (D) x 900mm (H)



MS519 FOUR COMPARTMENT OPEN BAG STORAGE
450mm (W) x 500mm (D) x 1800mm (H)



MS520 EIGHT COMPARTMENT OPEN BAG STORAGE
900mm (W) x 500mm (D) x 1800mm (H)



MS534 FOUR COMPARTMENT KINDER BOX
698mm (W) x 468mm (D) x 625mm (H)



MS535 SIX COMPARTMENT KINDER BOX
1038mm (W) x 468mm (D) x 625mm (H)



MS540 SIX TRAY UNIT
358mm (W) x 470mm (D) x 730mm (H)



MS570 TWELVE TRAY UNIT
698mm (W) x 470mm (D) x 730mm (H)



MS571 EIGHTEEN TRAY UNIT
1038mm (W) x 470mm (D) x 730mm (H)

Kimbolton School, Bedfordshire

Furnished new Classroom block with emphasis on storage.

- Pigeonhole racks for pupils' bags.
- Attractive storage solutions to alleviate "clutter"
- Use of glazing in wall cupboards



Bromsgrove Pre Preparatory School, Bromsgrove



Exciting ICT room refurbishment


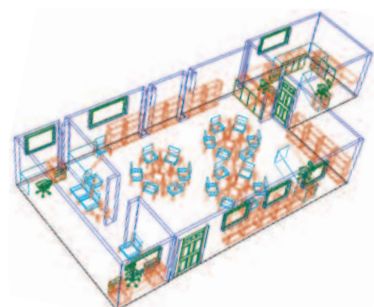
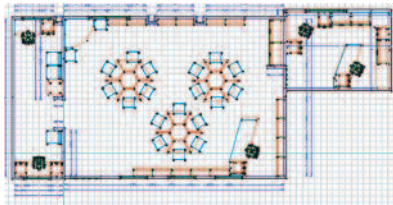
- Blue laminate tops
- Sculptured desks for extra comfort
- CPU storage (off floor)
- Complimentary vibrant seats



- Kinder boxes and display book storage cupboards.
- Tray unit cupboards

Quality Design, Quality Materials, Quality Manufacturing

Cabinet Vision



An exciting CAD program enabling

- Accurate scale plans
- 3D colour visualization
- Prompt project costing
- Best use of available space
- Flexibility with design/dimensional amendments
- Bespoke products or stock items

Furniture Options

A complete range for every requirement

- Wide choice of quality materials
- Choice of door numbers
- Choice of hinge/drawer runner detail
- Choice of handle detail/material
- Choice of heights
- Choice of drawers/doors
- Header options for eaves

Materials



Furniture can be manufactured in:-

- Veneered plywood
- Veneered MDF
- Melamine faced MDF
- A wide choice of wood grains and other finishes are available

Handles, Hinges, Locks & Drawer Runners



The final look of a room relies on the attention to detail. WJF's extensive range of door handles, hinges, locks & drawer runners, are available in a range of materials and formats to offer the ideal finishing touch to compliment any room decor. They are chosen to enhance the product with durable functionality.



Pinboards/Whiteboards

WJF's Pinboards offer an attractive opportunity to clearly display information or pupils work. Available in a choice of framing (sizes to suit), material finishes and colours, they compliment any room decor and colour scheme. WJF also offer a range of high quality Whiteboards in a range of sizes - contact WJF for further information.





BC952 TO BC957 TITAN CHAIR
Width, Depth & Height to suit BS EN 1729



**BC925, BC973, BC977, BC978
TITAN FOUR LEG**
Four sizes to suit BS EN 1729



BC981 TO BC985 TITAN SKID
Four sizes to suit BS EN 1729



**BC651 TO BC654 TITAN
REVERSE CANTILEVER**
Four sizes to suit BS EN 1729



**BC663, BC664 CANTILEVER
FORM CHAIR**
BC663 430mm (SH) BC664 460mm (SH)



**BC993 SENIOR CLASSROOM CHAIR
(WOODEN)**
430mm (W) x 510mm (D) x 840mm (H) x 450mm (SH)



TITAN SWIVEL CHAIR
BC908 Junior 355mm - 420mm (SH) Adjustable
BC988 Senior 460mm - 600mm (SH) Adjustable



BC655 TO BC658 TITAN T93 STOOL
Four heights to suit BS EN 1729



BC659 TO BC662 TITAN HIGH CHAIR
Four heights to suit BS EN 1729



To see our full
range of quality
seating please
request a copy
of our Seating
Brochure



**BC991 HIGH BACK COMPUTER
CHAIR WITH ARMS**
455mm (W) x 440mm (D) x 925/1135mm (H)
x 445/595mm (SH)



**BC900 BEECH RECEPTION CHAIR
WITH ARMS**
545mm (W) x 540mm (D) x 840mm (H) x 500mm (SH)

Delivery & Installation

As part of the full WJF professional package, we offer nationwide delivery and installation using our own trained and skilled technicians. Whether individual items or architect designed complete room refits, our on-site teams can carefully and quickly transform the appearance of tired rooms and furniture. Sculptured ceilings and challenging architectural environments can all be accommodated with bespoke design details.

